



Series: 100

Product: Mila-wall

Abstract: Castor mounting instruction (8.100.089, 8.101.089)

1. Castor with steel bracket

Order number: 8.100.089 / 8.101.089

Description: Die Lenkrollen mit Stahlbügel sind zur Montage an den Wandelementen der mila-wall Serie 100 vorgesehen. So können die Wandelemente bei Bedarf verrollt werden.

2. Productinformationen

Lenght: 120 x 24 x 24 mm
 Case: Steel, galvanized
 Rim: Polyamide
 Tire tread: Solid rubber, grey (8.100.089), Polyurethane (8.101.089), Ø 30 mm
 Lifting capacity: 20 kg (8.100.089), 40 kg (8.101.089)
 Installation height: 35 mm



3. Needed tools

Allen key SW Ø 8 mm
 Castor with steel bracket ord.no: 8.100.089, 8.101.089
 Fastening screw M10 ord.no: 6.100.100, stahlfarben



4. Mounting instruction

4.1



Insert castor with steel bracket to the brass threaded insert next to the adjustable foot

4.2



4.3




Tighten the castor with the fastening screw steel colour (ord.no. 6.100.100) by using the allen key Ø 8mm


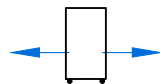
4.4



5. Moving Mila-wall®



To move the mila-wall® turn the adjustable feet upwards.



To set the steady state of the mila-wall to the ground, turn the adjustable feet downwards again.

